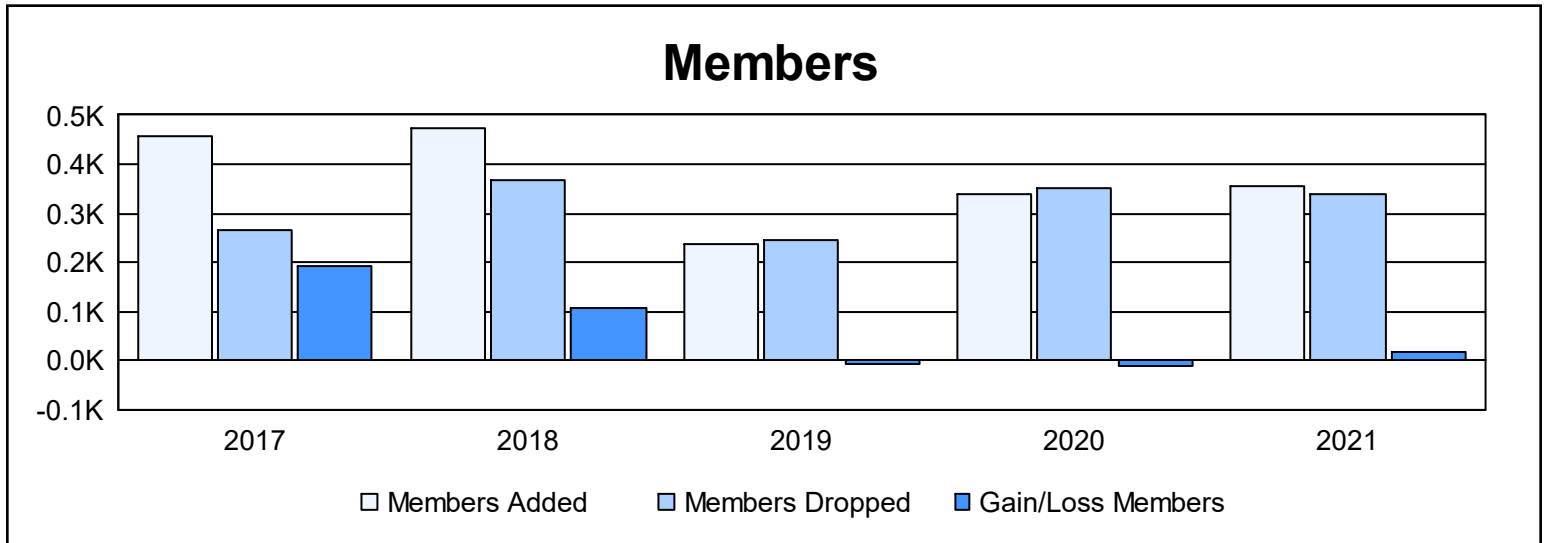
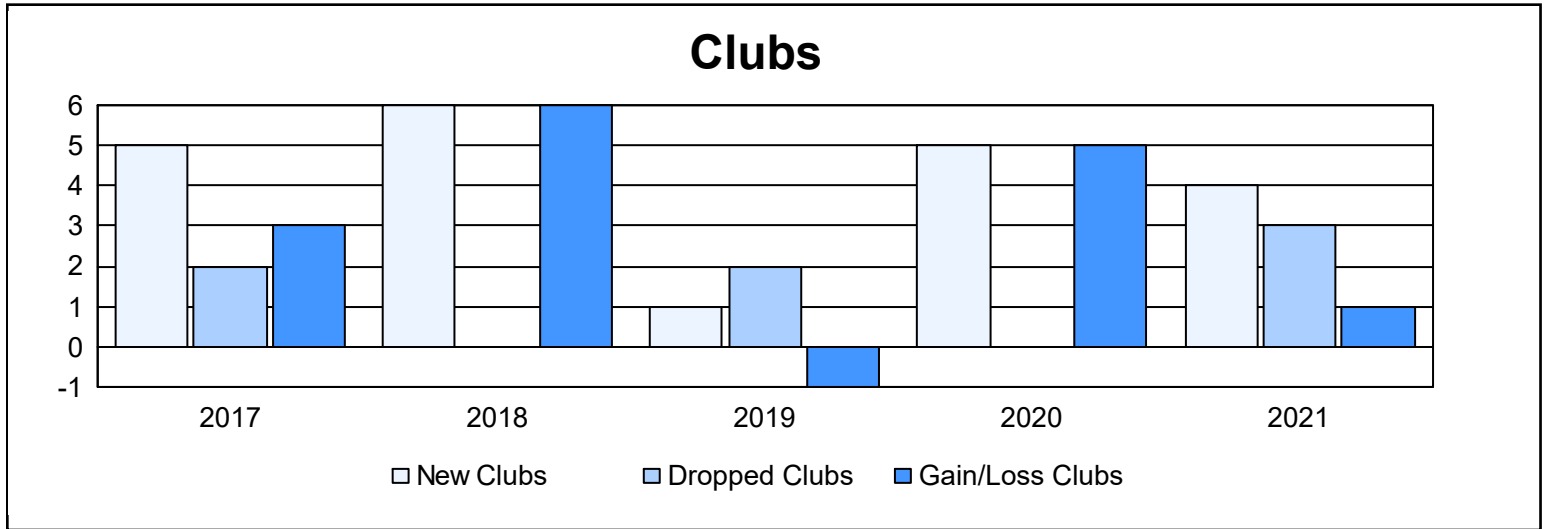
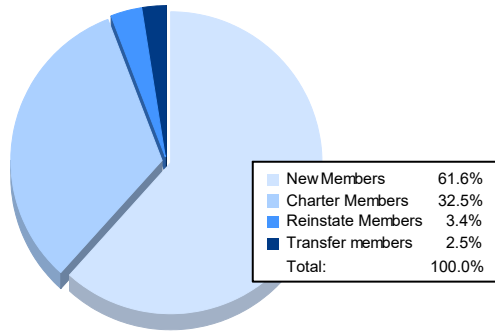


Year	New Clubs	Dropped Clubs	Gain/ Loss Clubs	New Members	Charter Members	Reinstate Members	Transfer Members	Total Member Added	Total Members Dropped	Gain/ Loss Members
2016-2017	5	2	3	332	114	11	1	458	264	194
2017-2018	6	0	6	305	157	8	5	475	368	107
2018-2019	1	2	-1	199	29	9	2	239	246	-7
2019-2020	5	0	5	188	133	11	8	340	351	-11
2020-2021	4	3	1	220	116	12	9	357	339	18
<b>Average</b>	<b>4</b>	<b>1</b>	<b>3</b>	<b>249</b>	<b>110</b>	<b>10</b>	<b>5</b>	<b>374</b>	<b>314</b>	<b>60</b>



### Membership Composition June 2021 Cumulative



### Gender Composition June 2021 Cumulative

